SLIDES

SOFT STOP SYSTEM H45

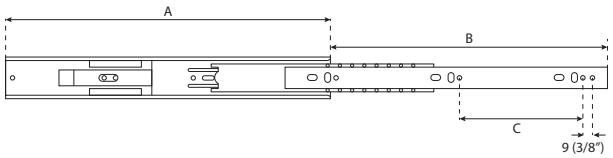

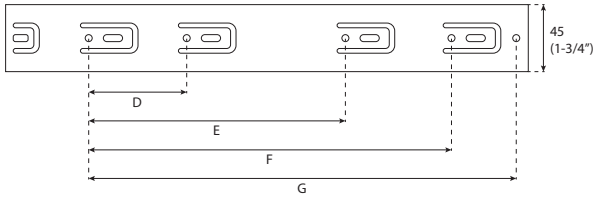

Installation Guide

Unscalable format

4505HC

CODE/ CÓDIGO	FINISH/ ACABADO	A	B	C	D	E	F	G	
4505HC350	SATIN	13-3/4" / 350mm	13-3/4" / 350mm	4-13/16" / 123mm	3-3/4" / 96mm	7-9/16" / 192mm	-	9-3/16" / 234mm	15
4505HC400	SATIN	15-3/2" / 400mm	15-3/2" / 400mm	5-1/16" / 128mm	3-3/4" / 96mm	7-9/16" / 192mm	-	9-1/4" / 235mm	15
4505HC450	SATIN	17-11/16" / 450mm	17-11/16" / 450mm	6-5/16" / 161mm	3-3/4" / 96mm	7-9/16" / 192mm	11-5/16" / 288mm	13" / 330mm	15
4505HC500	SATIN	19-11/16" / 500mm	19-11/16" / 500mm	7-9/16" / 192mm	3-3/4" / 96mm	7-9/16" / 192mm	11-5/16" / 288mm	13-1/16" / 331mm	15
4505HC550	SATIN	21-5/8" / 550mm	21-5/8" / 550mm	7-9/16" / 192mm	3-3/4" / 96mm	9-1/2" / 242mm	13-11/16" / 348mm	15" / 381mm	15
4505HC600	SATIN	23-5/8" / 600mm	23-5/8" / 600mm	7-9/16" / 192mm	3-3/4" / 96mm	9-1/2" / 292mm	15-1/4" / 388mm	16-15/16" / 431mm	15
4505HC250BM	BLACK	9-13/16" / 250mm	9-13/16" / 250mm	4-13/16" / 123mm	3-3/4" / 96mm	7-9/16" / 192mm	-	9-3/16" / 234mm	15
4505HC300BM	BLACK	11-13/16" / 300mm	11-13/16" / 300mm	4-13/16" / 123mm	3-3/4" / 96mm	7-9/16" / 192mm	-	9-3/16" / 234mm	15
4505HC350 BM	BLACK	13-3/4" / 350mm	13-3/4" / 350mm	4-13/16" / 123mm	3-3/4" / 96mm	7-9/16" / 192mm	-	9-3/16" / 234mm	15
4505HC400BM	BLACK	15-3/2" / 400mm	15-3/2" / 400mm	5-1/16" / 128mm	3-3/4" / 96mm	7-9/16" / 192mm	-	9-1/4" / 235mm	15
4505HC450BM	BLACK	17-11/16" / 450mm	17-11/16" / 450mm	6-5/16" / 161mm	3-3/4" / 96mm	7-9/16" / 192mm	11-5/16" / 288mm	13" / 330mm	15
4505HC500BM	BLACK	19-11/16" / 500mm	19-11/16" / 500mm	7-9/16" / 192mm	3-3/4" / 96mm	7-9/16" / 192mm	11-5/16" / 288mm	13-1/16" / 331mm	15
4505HC550BM	BLACK	21-5/8" / 550mm	21-5/8" / 550mm	7-9/16" / 192mm	3-3/4" / 96mm	9-1/2" / 242mm	13-11/16" / 348mm	15" / 381mm	15
4505HC600BM	BLACK	23-5/8" / 600mm	23-5/8" / 600mm	7-9/16" / 192mm	3-3/4" / 96mm	9-1/2" / 292mm	15-1/4" / 388mm	16-15/16" / 431mm	15

Installation dimensions/ Dimensiones de instalación (mm)

NL= Nominal Slide Length
LT=Internal Cabinet Depth

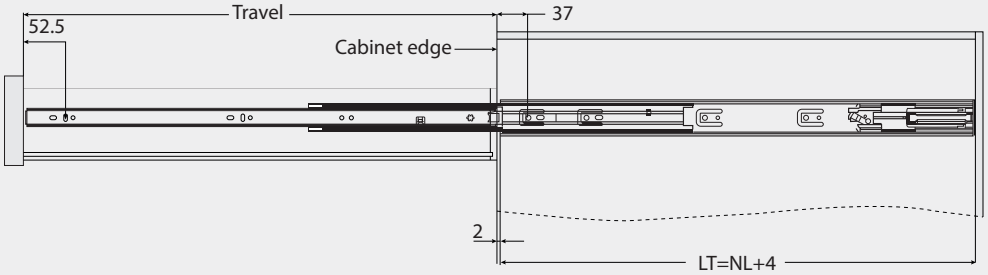

Space requirement/ Requerimiento de espacio

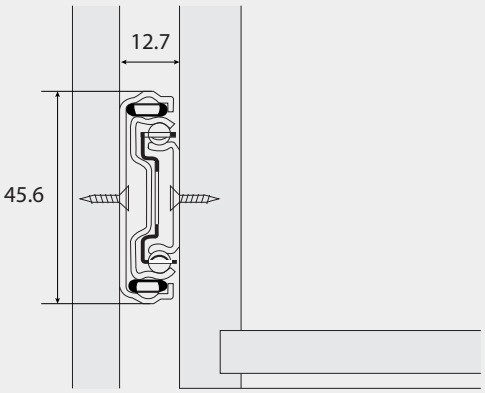

Screw position of the slides/ Posición del tornillo en la corredera (mm)

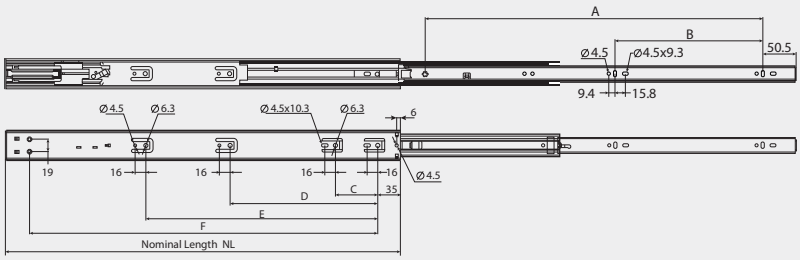

Hole pattern						
Length NL	Travel	A	B	C	D	E
300	264.2	224	64	96		
350	335.7	256	96	64	128	
400	400	320	128	64	192	
450	450	352	160	64	224	
500	500	416	192	64	256	
550	550	448	224	64	224	320
600	600	512	224	64	224	352